

Scaled data based on original data using
LM-79-08 Approved Method: Electrical and Photometric Measurements of Solid-
State Lighting Products

Test Report Prepared for
Cooper Lighting Solutions
(formerly Eaton)

Brand: McGRAW-EDISON

Report Number: P385634

Luminaire Tested: **GWC-SA1B-722-U-SLL-HSS**

Issue Date: 3/3/2020

Test Information

Test Method: LM-79-08
Report Number: P385634
TEST IS SCALED FROM IESNA LM-79-08 TEST DATA (G2-1903-205-27)
Test Lab: INNOVATION CENTER
Issue Date: 3/3/2020
Manufacturer: COOPER LIGHTING SOLUTIONS (FORMERLY EATON)
Product Line: MCGRAW-EDISON
Catalog Number: GWC-SA1B-722-U-SLL-HSS
Description: GALLEON WALL LUMINAIRE
(1) 70 CRI, 2200K, 800mA LIGHTSQUARE WITH 16 LEDS AND SPILL LIGHT
ELIMINATOR LEFT OPTICS WITH HOUSE SIDE SHIELD
Light Source: -
Ballast/Driver: ELECTRONIC DRIVER

Summary

Lumens per Lamp: N/A
Luminaire Lumens: 3327 lumens
Efficiency: N/A
Efficacy: 75.6 lumens/watt
Luminous Opening: Rectangular (W 0.5' x L: 0.5' x H: 0')
IES Classification: Type III - Medium
BUG Rating: B1 - U0 - G1

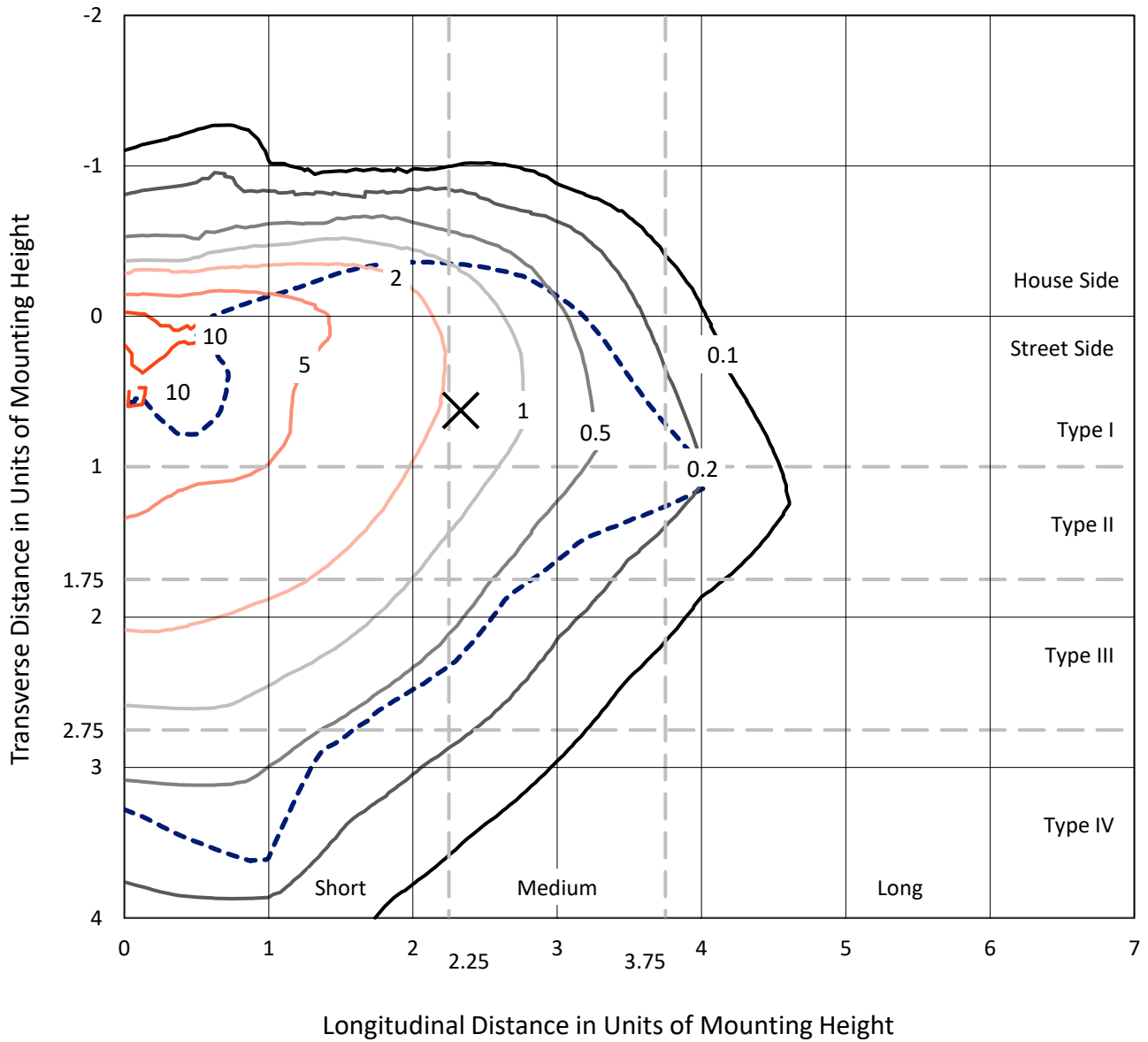
Input Watts (W): 44
Input Voltage (V): NR
Input Current (Ain): NR
Voltage Rise (V): NR
Power Factor: NR
Total Harmonic Distortion (THDi): NR
Frequency (hertz): 60
Stabilization Time: NR
Operation Time: NR
Ambient Temperature (°C): NR
Test Distance: 24 FT



REPORT NUMBER: P385634
 CATALOG NUMBER: GWC-SA1B-722-U-SLL-HSS

Iso-Footcandle Lines of Horizontal Illumination

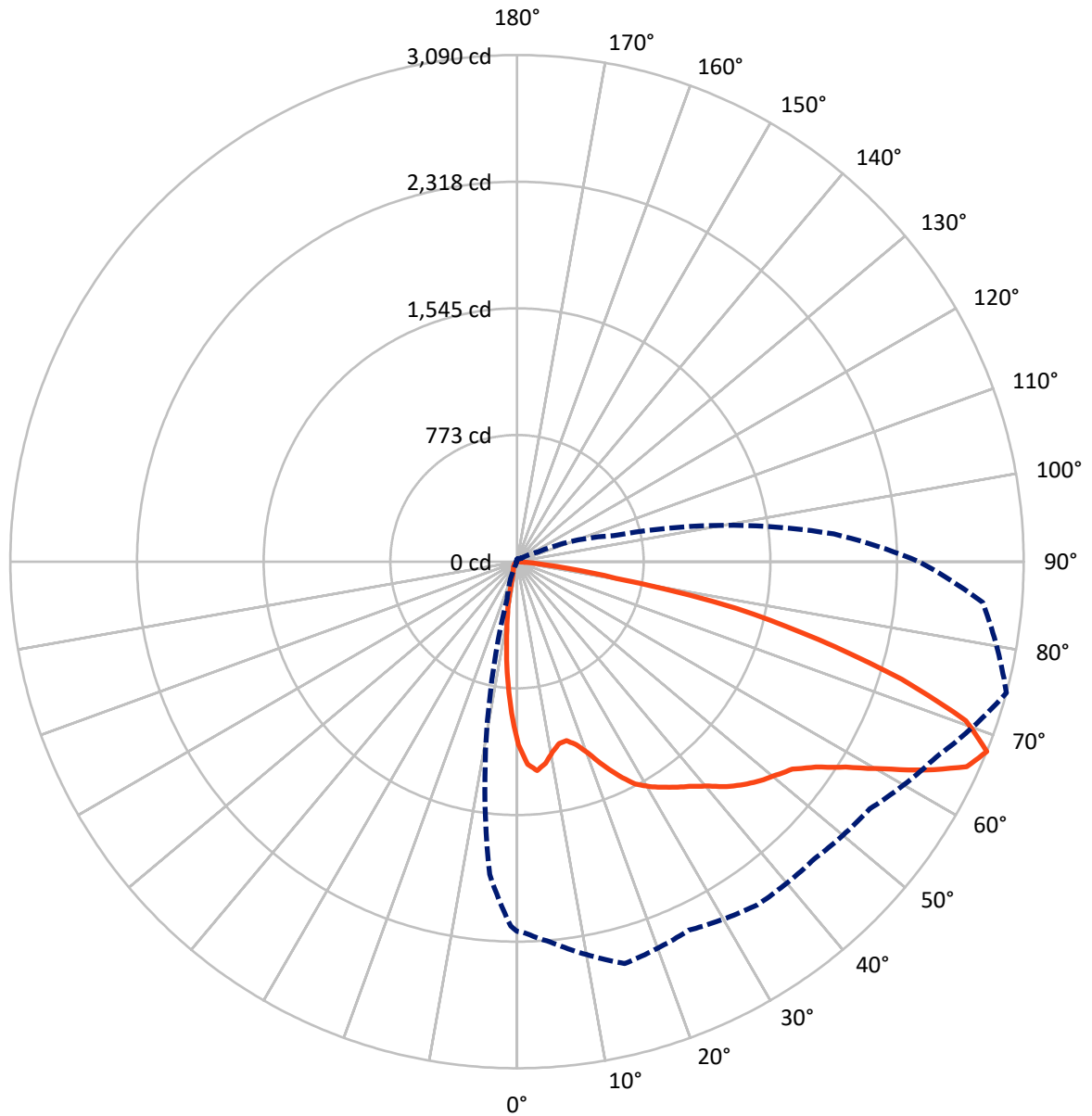
✕ Max cd
 - - - 1/2 Max cd



Based on 10 foot mounting height. Maximum calculated value = 14.5 fc
 Type III - Medium - N/A

REPORT NUMBER: P385634
CATALOG NUMBER: GWC-SA1B-722-U-SLL-HSS

Luminous Intensity Polar Plot



— Vertical Plane Through 75-Deg Lateral - - - Horizontal Cone Through 67.5-Deg Vertical

REPORT NUMBER: P385634

CATALOG NUMBER: GWC-SA1B-722-U-SLL-HSS

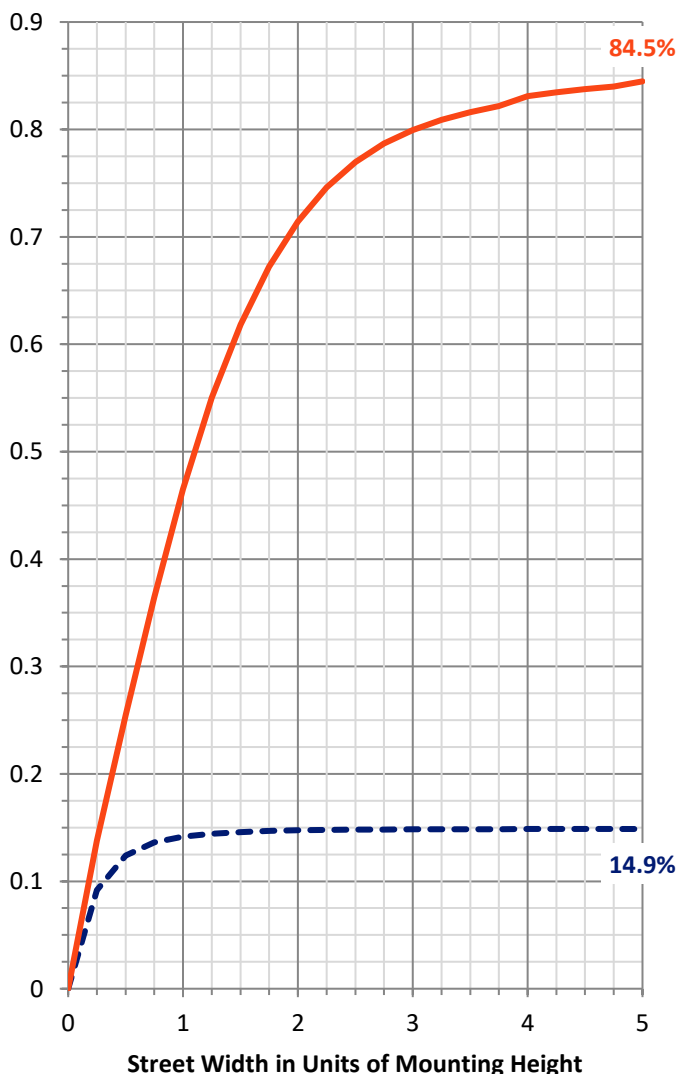
FLUX DISTRIBUTION:

		Downward	Upward	Total
House Side	Lumens	499.2	0.0	499.2
	% Fixture	15.0	0.0	15.0
Street Side	Lumens	2827.8	0.0	2827.8
	% Fixture	85.0	0.0	85.0
Total	Lumens	3327.0	0.0	3327.0
	% Fixture	100.0	0.0	100.0

ZONAL LUMENS:

Zone	Lumens	% Fixture
0°-10°	84.7	2.5
10°-20°	166.7	5.0
20°-30°	235.8	7.1
30°-40°	346.8	10.4
40°-50°	498.4	15.0
50°-60°	701.6	21.1
60°-70°	819.4	24.6
70°-80°	418.0	12.6
80°-90°	55.5	1.7
90°-100°	0.0	0.0
100°-110°	0.0	0.0
110°-120°	0.0	0.0
120°-130°	0.0	0.0
130°-140°	0.0	0.0
140°-150°	0.0	0.0
150°-160°	0.0	0.0
160°-170°	0.0	0.0
170°-180°	0.0	0.0
0°-90°	3327.0	100.0
0°-180°	3327.0	100.0

Coefficient of Utilization



REPORT NUMBER: P385634

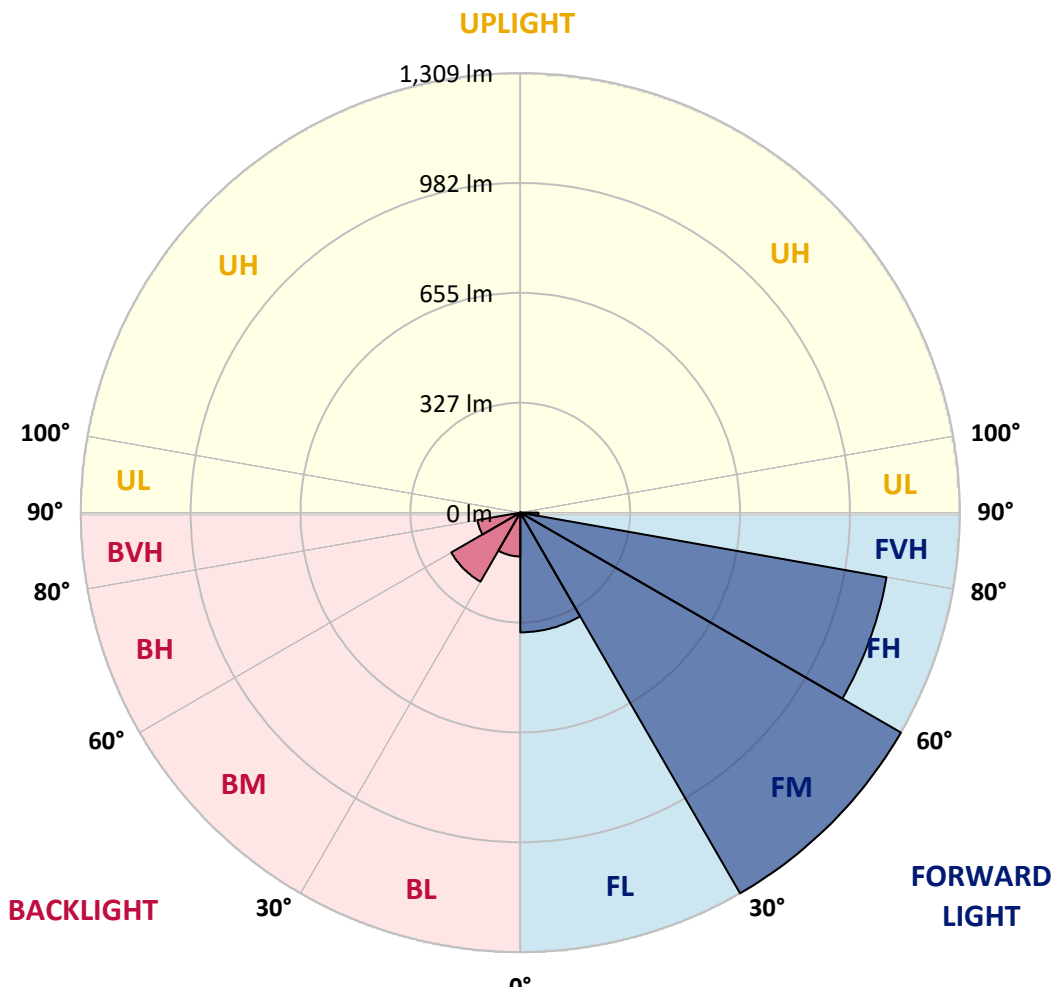
CATALOG NUMBER: GWC-SA1B-722-U-SLL-HSS

LUMINAIRE CLASSIFICATION SYSTEM LUMEN TABLE AND BUG RATING:

Zone	Lumens	% Fixture	Zone Rating/Lumen Limit		
			B	U	G
FL (0°-30°)	356.7	10.7			
FM (30°-60°)	1309.5	39.4			
FH (60°-80°)	1107.8	33.3			G1/1800
FVH (80°-90°)	53.8	1.6			G1/100
BL (0°-30°)	130.6	3.9	B1/500		
BM (30°-60°)	237.3	7.1	B1/1000		
BH (60°-80°)	129.7	3.9	B1/500		G1/500
BVH (80°-90°)	1.7	0.1			G0/10
UL (90°-100°)	0.0	0.0		U0/0	
UH (100°-180°)	0.0	0.0		U0/0	

BUG Rating: B1-U0-G1

Type III Medium





REPORT NUMBER: P385634
 CATALOG NUMBER: GWC-SA1B-722-U-SLL-HSS

CANDELA DISTRIBUTION (FULL):

	0°	1°	5°	15°	25°	35°	45°	55°	65°	75°	85°
0°	1116.2	1116.2	1116.2	1116.2	1116.2	1116.2	1116.2	1116.2	1116.2	1116.2	1116.2
2.5°	1209.9	1211.8	1221.6	1244.3	1269.0	1270.9	1287.6	1270.4	1264.6	1236.9	1208.2
5°	1219.1	1226.3	1259.9	1326.6	1384.4	1403.0	1416.2	1382.5	1347.0	1279.3	1206.9
7.5°	1145.5	1157.6	1210.4	1335.5	1438.9	1484.6	1493.3	1440.5	1353.7	1242.1	1133.3
10°	1051.2	1065.1	1128.8	1282.6	1424.6	1502.9	1514.9	1445.7	1320.9	1181.9	1053.7
12.5°	974.9	991.2	1056.3	1223.0	1375.3	1461.9	1485.6	1428.2	1292.5	1139.2	999.4
15°	939.8	958.4	1026.8	1184.6	1320.6	1388.8	1408.3	1383.6	1276.8	1132.4	986.8
17.5°	960.0	980.1	1050.7	1187.9	1269.2	1298.3	1314.1	1324.2	1276.8	1173.2	1023.6
20°	1042.7	1064.5	1139.2	1221.4	1226.6	1215.8	1232.6	1268.1	1291.6	1250.7	1112.2
22.5°	1157.1	1182.7	1267.0	1279.0	1205.8	1164.7	1166.9	1222.5	1318.5	1349.1	1235.1
25°	1296.6	1327.8	1413.6	1364.7	1214.5	1134.3	1133.5	1185.0	1344.8	1447.6	1372.1
27.5°	1435.1	1469.5	1544.8	1469.3	1250.3	1128.8	1127.2	1173.7	1370.5	1535.2	1521.7
30°	1551.3	1584.7	1649.6	1545.1	1288.9	1141.7	1134.1	1185.8	1385.8	1592.1	1630.7
32.5°	1645.9	1672.7	1725.1	1597.3	1330.2	1166.7	1150.4	1218.3	1411.8	1640.2	1731.0
35°	1749.9	1778.1	1799.0	1647.0	1376.5	1202.8	1179.4	1269.8	1451.8	1689.0	1840.8
37.5°	1868.6	1896.6	1894.1	1692.4	1435.3	1262.6	1247.6	1351.5	1514.1	1737.4	1963.4
40°	1984.7	2013.4	1992.9	1742.0	1504.3	1361.1	1350.0	1474.1	1597.5	1799.4	2107.2
42.5°	2093.5	2124.5	2080.7	1789.0	1586.6	1485.3	1504.2	1632.0	1701.8	1875.6	2231.0
45°	2181.1	2212.8	2154.3	1834.7	1673.3	1635.9	1692.8	1806.9	1827.3	1940.1	2314.7
47.5°	2244.8	2274.7	2205.4	1880.4	1784.2	1820.2	1919.3	1990.4	1940.6	1996.1	2374.1
50°	2285.4	2308.7	2220.3	1937.6	1929.9	2035.1	2155.2	2189.9	2047.3	2046.5	2446.3
52.5°	2311.3	2321.8	2231.4	1997.3	2081.8	2269.2	2386.3	2397.2	2157.1	2102.0	2543.6
55°	2400.3	2408.8	2309.5	2069.7	2207.4	2474.2	2595.3	2585.2	2281.5	2210.6	2658.3
57.5°	2552.2	2561.2	2471.1	2173.7	2309.1	2600.9	2746.7	2764.8	2427.3	2363.1	2781.2
60°	2628.5	2645.2	2613.1	2305.4	2407.6	2681.9	2850.0	2907.8	2609.4	2564.2	2900.4
62.5°	2559.3	2583.6	2630.3	2451.5	2505.4	2726.5	2882.1	2959.0	2796.1	2798.6	2973.8
65°	2421.3	2440.7	2519.8	2531.6	2562.2	2721.0	2802.7	2887.5	2910.3	3013.9	2969.9
67.5°	2254.5	2261.8	2328.9	2537.9	2479.9	2555.2	2564.1	2626.8	2820.0	3090.1	2850.6
70°	2014.5	2018.4	2077.1	2326.9	2131.1	2147.7	2134.6	2147.4	2424.4	2904.3	2549.4
72.5°	1621.3	1631.2	1714.6	1932.4	1552.6	1504.8	1607.6	1601.9	1867.1	2453.7	1893.5
75°	1193.7	1210.9	1336.8	1556.5	1089.7	985.7	1060.7	1080.7	1327.3	1898.0	1184.1
77.5°	835.8	848.5	970.5	1144.2	788.7	704.8	677.7	701.5	876.1	1373.0	596.5
80°	481.5	486.2	564.1	660.7	531.4	608.0	550.8	567.2	525.0	610.9	256.6
82.5°	315.1	315.8	346.3	393.2	331.0	384.6	284.6	363.9	322.9	245.4	83.5
85°	170.2	171.2	200.8	279.1	187.4	105.9	62.3	127.8	199.7	56.3	22.9
87.5°	18.8	17.2	60.5	101.5	52.0	9.6	3.3	14.3	32.0	3.6	0.0
90°	0.0	0.0	0.0	0.0	0.0	0.0	0.0	0.0	0.0	0.0	0.0



REPORT NUMBER: P385634
 CATALOG NUMBER: GWC-SA1B-722-U-SLL-HSS

CANDELA DISTRIBUTION (continued):

	90°	95°	105°	115°	125°	135°	145°	155°	165°	175°	180°
0°	1116.2	1116.2	1116.2	1116.2	1116.2	1116.2	1116.2	1116.2	1116.2	1116.2	1116.2
2.5°	1193.5	1180.5	1147.8	1113.3	1085.6	1059.6	1033.4	1001.4	976.7	971.6	963.4
5°	1168.0	1126.6	1058.2	989.4	934.1	864.3	820.0	785.5	751.8	749.7	742.9
7.5°	1078.8	1024.3	928.0	832.9	755.1	688.6	621.4	576.5	541.2	528.8	521.4
10°	993.1	931.8	811.5	703.1	633.6	574.8	527.5	480.5	438.0	408.7	395.4
12.5°	933.2	865.4	732.9	639.4	589.6	533.8	476.1	417.5	368.5	333.2	311.6
15°	910.0	837.7	706.5	614.2	552.7	482.1	408.4	341.4	287.0	255.0	235.6
17.5°	937.6	853.4	704.5	583.5	497.6	409.8	328.3	249.2	198.0	173.7	161.2
20°	1007.6	903.5	703.7	545.8	432.0	324.0	222.4	163.9	132.9	119.3	113.5
22.5°	1106.5	967.5	710.0	508.6	363.8	231.5	153.5	120.4	104.5	97.2	93.9
25°	1233.9	1057.4	727.8	474.9	299.6	172.7	119.6	100.9	89.7	84.0	81.6
27.5°	1369.6	1160.8	755.6	445.5	247.4	137.7	102.4	86.4	78.3	74.4	72.2
30°	1481.5	1280.5	783.6	412.9	209.6	120.1	93.8	78.8	69.5	67.0	64.9
32.5°	1579.3	1371.2	803.5	383.5	184.9	106.7	84.8	70.4	64.1	59.3	57.1
35°	1680.7	1446.6	802.8	362.8	167.8	96.6	77.2	63.0	55.5	49.8	48.1
37.5°	1790.4	1531.9	789.1	345.2	160.4	88.6	73.0	59.1	51.5	45.9	43.7
40°	1918.8	1621.4	775.1	328.6	158.4	82.1	70.0	55.9	47.9	42.4	40.2
42.5°	2044.0	1702.1	762.8	316.3	149.6	82.0	67.3	53.6	45.1	39.7	37.2
45°	2144.0	1777.3	760.4	308.9	140.3	84.8	65.9	52.0	42.9	37.5	35.1
47.5°	2227.3	1858.9	775.6	303.7	131.4	77.4	69.3	50.9	40.8	35.6	32.9
50°	2326.2	1959.2	811.2	295.2	122.1	69.7	79.4	51.2	39.1	33.7	30.9
52.5°	2464.3	2097.9	863.5	280.9	109.4	62.6	78.2	51.5	37.2	31.7	28.8
55°	2619.1	2271.1	919.8	257.1	91.6	53.3	67.0	49.3	33.6	29.5	26.8
57.5°	2781.7	2428.2	953.2	228.7	72.8	46.0	53.6	44.9	29.6	26.5	24.7
60°	2807.2	2487.9	937.9	193.9	57.8	40.0	39.7	45.7	26.5	23.3	22.1
62.5°	2743.7	2412.9	864.0	162.8	48.4	35.1	32.6	39.9	24.0	20.8	19.5
65°	2621.6	2210.1	744.2	146.7	44.9	30.1	27.1	28.1	21.0	18.1	17.0
67.5°	2451.7	1939.3	611.0	137.6	44.4	25.8	23.2	21.3	18.1	15.8	14.8
70°	2104.3	1615.6	487.5	132.5	43.2	21.7	19.5	17.3	15.1	13.4	12.6
72.5°	1548.8	1144.8	379.2	127.0	43.5	17.3	17.0	14.3	12.1	10.4	10.1
75°	894.9	654.1	248.7	102.9	41.4	13.4	14.2	10.1	8.5	7.2	7.2
77.5°	476.9	398.9	94.7	42.9	15.1	8.5	8.0	6.0	5.4	4.4	4.3
80°	207.9	175.6	28.5	12.0	8.4	4.6	3.0	2.7	2.4	1.9	1.7
82.5°	73.6	63.5	9.3	5.8	3.6	0.0	0.0	0.0	0.0	0.0	0.0
85°	16.7	12.0	0.0	1.4	0.0	0.0	0.0	0.0	0.0	0.0	0.0
87.5°	0.0	0.0	0.0	0.0	0.0	0.0	0.0	0.0	0.0	0.0	0.0
90°	0.0	0.0	0.0	0.0	0.0	0.0	0.0	0.0	0.0	0.0	0.0



REPORT NUMBER: P385634
 CATALOG NUMBER: GWC-SA1B-722-U-SLL-HSS

CANDELA DISTRIBUTION (continued):

	185°	195°	205°	215°	225°	235°	245°	255°	265°	270°	275°
0°	1116.2	1116.2	1116.2	1116.2	1116.2	1116.2	1116.2	1116.2	1116.2	1116.2	1116.2
2.5°	946.7	943.3	922.8	923.6	927.2	932.4	920.1	925.8	941.1	955.7	961.2
5°	732.1	732.9	720.4	728.1	735.1	739.8	719.9	720.3	732.4	748.9	757.6
7.5°	515.8	514.6	515.2	533.6	546.7	537.3	544.7	519.0	520.6	532.4	523.6
10°	383.5	366.1	356.3	370.2	384.6	379.4	366.6	358.2	364.1	377.1	376.2
12.5°	301.3	276.4	261.8	251.9	263.7	253.9	253.6	246.3	238.5	239.9	260.8
15°	226.6	208.5	191.2	175.3	174.9	171.6	154.8	135.9	134.3	135.2	146.1
17.5°	155.9	149.7	142.6	128.9	125.3	111.4	95.0	87.5	83.7	85.4	89.0
20°	109.5	107.2	108.0	100.6	95.4	82.1	72.5	69.5	68.9	70.6	72.3
22.5°	90.8	86.5	86.1	82.7	77.5	67.9	62.7	61.0	60.2	61.8	63.0
25°	79.4	75.2	73.4	71.4	65.9	59.3	56.1	54.5	53.7	54.7	55.5
27.5°	70.0	66.0	64.5	63.0	57.7	53.0	50.4	49.0	48.4	48.7	49.5
30°	62.9	59.4	57.4	55.6	51.1	47.8	45.5	44.1	43.5	43.5	44.3
32.5°	55.5	53.6	51.7	49.5	45.2	43.0	40.8	39.2	38.6	38.8	39.4
35°	46.2	45.5	46.0	44.0	40.3	38.5	36.2	34.5	34.0	34.2	34.8
37.5°	41.0	38.1	39.9	38.8	36.7	34.2	31.4	29.8	29.0	29.5	29.8
40°	37.7	34.2	32.9	34.0	33.7	29.6	27.1	25.5	24.9	25.1	25.4
42.5°	34.8	30.7	27.9	27.7	29.6	25.8	23.2	21.7	21.0	21.0	21.3
45°	32.2	27.7	24.3	21.6	24.9	21.9	19.4	18.1	17.2	17.2	17.3
47.5°	30.1	25.2	21.1	17.7	18.8	18.0	15.9	14.7	13.7	13.7	13.9
50°	28.2	22.7	18.3	14.8	14.0	14.8	12.9	11.5	10.9	10.7	11.0
52.5°	26.2	20.2	15.6	12.6	11.0	11.2	10.1	9.1	8.4	8.4	8.7
55°	24.1	18.1	13.6	10.7	9.1	8.4	8.0	7.4	6.8	6.8	7.1
57.5°	22.1	15.9	11.5	8.8	7.2	6.6	6.6	6.1	5.7	5.7	6.0
60°	20.2	13.7	9.5	7.2	5.7	5.5	5.7	5.2	4.9	4.9	5.2
62.5°	18.0	11.7	7.7	6.0	4.6	4.4	4.9	4.6	4.3	4.3	4.6
65°	15.3	9.9	6.1	4.6	3.5	3.5	4.1	3.8	3.5	3.5	3.8
67.5°	12.9	8.4	4.7	3.3	2.5	2.7	3.5	3.2	3.0	3.0	3.3
70°	10.7	6.5	3.3	2.0	1.4	2.0	2.7	2.7	2.7	2.7	3.0
72.5°	8.0	4.4	1.9	0.8	0.6	1.4	2.2	2.5	2.4	2.4	2.8
75°	5.2	2.5	0.6	0.0	0.0	0.8	1.7	2.0	2.0	1.9	2.4
77.5°	3.0	0.8	0.0	0.0	0.0	0.0	1.1	0.9	0.8	0.6	1.1
80°	0.8	0.0	0.0	0.0	0.0	0.0	0.0	0.0	0.0	0.0	0.0
82.5°	0.0	0.0	0.0	0.0	0.0	0.0	0.0	0.0	0.0	0.0	0.0
85°	0.0	0.0	0.0	0.0	0.0	0.0	0.0	0.0	0.0	0.0	0.0
87.5°	0.0	0.0	0.0	0.0	0.0	0.0	0.0	0.0	0.0	0.0	0.0
90°	0.0	0.0	0.0	0.0	0.0	0.0	0.0	0.0	0.0	0.0	0.0



REPORT NUMBER: P385634
 CATALOG NUMBER: GWC-SA1B-722-U-SLL-HSS

CANDELA DISTRIBUTION (continued):

	285°	295°	305°	315°	325°	335°	345°	355°	359°	360°
0°	1116.2	1116.2	1116.2	1116.2	1116.2	1116.2	1116.2	1116.2	1116.2	1116.2
2.5°	983.4	1002.0	1028.2	1055.9	1098.7	1132.5	1165.8	1194.3	1205.4	1209.9
5°	778.4	805.7	844.0	893.1	970.2	1039.6	1109.8	1180.6	1211.3	1219.1
7.5°	558.5	593.4	642.1	703.7	794.0	883.8	982.0	1085.9	1133.5	1145.5
10°	413.4	455.9	511.7	576.7	662.9	755.2	862.3	980.9	1035.3	1051.2
12.5°	293.3	350.8	425.5	504.5	579.2	661.6	769.9	900.7	957.8	974.9
15°	172.3	227.9	316.3	422.1	517.7	601.3	711.3	859.6	922.5	939.8
17.5°	98.8	126.6	193.4	311.3	441.1	556.8	692.8	869.8	943.9	960.0
20°	75.5	84.3	111.4	200.5	351.6	513.2	692.8	927.8	1019.1	1042.7
22.5°	66.0	72.5	83.5	119.6	258.8	466.4	700.9	1011.7	1131.0	1157.1
25°	58.6	64.5	73.9	90.0	176.5	410.7	719.9	1114.6	1262.7	1296.6
27.5°	52.5	58.0	66.5	78.8	120.7	343.6	745.6	1235.3	1408.0	1435.1
30°	47.0	52.2	59.9	68.6	93.1	267.5	767.5	1349.1	1522.1	1551.3
32.5°	41.8	46.5	53.4	59.9	76.3	197.8	769.9	1439.2	1616.9	1645.9
35°	36.9	41.1	47.4	52.5	63.2	156.2	733.2	1517.4	1711.6	1749.9
37.5°	32.2	36.2	41.8	45.5	55.6	127.3	677.1	1604.6	1833.1	1868.6
40°	27.7	31.4	37.0	39.6	52.6	97.9	616.1	1696.0	1952.2	1984.7
42.5°	23.6	27.1	32.6	37.5	46.2	73.1	550.2	1781.7	2059.4	2093.5
45°	19.7	23.3	28.8	39.7	38.3	54.7	479.7	1838.6	2144.0	2181.1
47.5°	15.9	20.0	27.6	37.8	30.6	40.2	424.0	1892.5	2208.2	2244.8
50°	12.8	16.9	31.0	33.7	25.1	30.7	400.6	1940.7	2250.3	2285.4
52.5°	10.4	14.2	29.3	25.8	21.0	25.4	413.2	2018.9	2289.2	2311.3
55°	8.7	11.2	17.7	18.0	17.8	21.6	428.8	2131.1	2389.9	2400.3
57.5°	7.6	9.0	12.3	13.9	15.0	19.2	429.2	2292.2	2545.8	2552.2
60°	6.5	7.9	10.2	11.2	12.9	17.2	413.6	2348.5	2607.1	2628.5
62.5°	5.7	6.9	8.5	9.3	10.9	15.4	377.0	2267.0	2522.9	2559.3
65°	5.0	6.3	7.1	7.9	9.6	13.9	316.8	2104.0	2383.3	2421.3
67.5°	4.4	5.5	6.3	7.1	8.7	12.3	233.3	1914.7	2223.0	2254.5
70°	3.9	4.9	5.7	6.3	7.6	10.4	141.5	1624.7	2001.4	2014.5
72.5°	3.8	4.4	5.2	5.7	6.6	9.1	71.7	1194.0	1600.0	1621.3
75°	3.3	3.9	4.7	5.0	5.8	7.9	29.2	784.2	1159.5	1193.7
77.5°	2.7	3.6	4.3	4.6	5.0	6.5	14.8	501.2	813.7	835.8
80°	0.9	2.7	3.6	3.8	4.3	4.7	9.8	274.4	472.0	481.5
82.5°	0.0	1.7	2.8	2.7	3.0	3.6	6.3	130.5	311.6	315.1
85°	0.0	0.8	2.2	1.7	1.3	2.5	2.2	28.5	163.4	170.2
87.5°	0.0	0.0	0.2	0.8	0.6	0.9	0.3	0.2	14.8	18.8
90°	0.0	0.0	0.0	0.0	0.0	0.0	0.0	0.0	0.0	0.0

Signify Classified - Internal
Cooper Lighting Solutions Photometric Lab
1121 Highway 74 South
Peachtree City, GA 30269

Scaled Data Report



Report Generated By 670245982

Signify Classified - Internal
Cooper Lighting Solutions Photometric Lab
1121 Highway 74 South
Peachtree City, GA 30269

Scaled Data Report



Signify Classified - Internal
Cooper Lighting Solutions Photometric Lab
1121 Highway 74 South
Peachtree City, GA 30269

Scaled Data Report



Signify Classified - Internal
Cooper Lighting Solutions Photometric Lab
1121 Highway 74 South
Peachtree City, GA 30269

Scaled Data Report





--- HS — SS

Signify Classified - Internal
Cooper Lighting Solutions Photometric Lab
1121 Highway 74 South
Peachtree City, GA 30269

Scaled Data Report



u

Signify Classified - Internal
Cooper Lighting Solutions Photometric Lab
1121 Highway 74 South
Peachtree City, GA 30269

Scaled Data Report



Signify Classified - Internal
Cooper Lighting Solutions Photometric Lab
1121 Highway 74 South
Peachtree City, GA 30269

Scaled Data Report



Signify Classified - Internal
Cooper Lighting Solutions Photometric Lab
1121 Highway 74 South
Peachtree City, GA 30269

Scaled Data Report



Signify Classified - Internal
Cooper Lighting Solutions Photometric Lab
1121 Highway 74 South
Peachtree City, GA 30269

Scaled Data Report



(END OF REPORT)